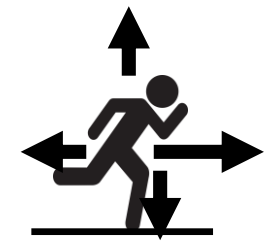
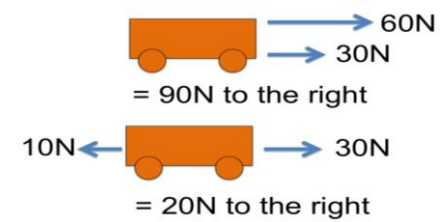


Scalar	<i>Has a magnitude (size)</i>	Temperature, speed, mass, time.
Vector	<i>Has a magnitude (size) and a direction</i>	Velocity, gravity, momentum.

Vectors	<i>Pairs of arrows are used</i>	Length or arrow shows magnitude, direction of arrow shows the direction of the force
---------	---------------------------------	--



Force	<i>A vector quantity</i>	. A push or a pull on an object.
Contact forces	<i>Two objects have to touch for the force to act. Interact at zero distance.</i>	Caused by objects interacting. E.G. Friction, man pushing a wall, a book on a table, Upthrust of water on a boat.
Non-contact forces	<i>Two objects do not have to touch for the force to act. Can interact at a distance.</i>	Caused by interacting fields. E.G. Magnetic forces, electrostatic forces, gravitational forces.



Free body force diagrams	<i>A diagram showing all the forces acting on an isolated object or a system</i>	The size and direction of the pairs of forces acting upon an object or system.
Resultant force	<i>Forces acting along the same line</i>	Add together the forces acting in the same direction. Subtract the forces acting in opposite directions.
Vector diagrams	<i>A diagram where forces do not act in the same line. Use scale diagrams to find the resultant force</i>	Draw all the forces acting upon an object. Make sure they are to scale and in the right directions. Draw a joining line from the start of the first force and the end of the last force.

HIGHER ONLY

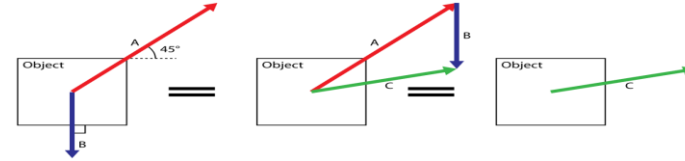
Objects affecting each other
Vector diagrams
EDEXCEL TOPIC 9 - FORCES AND THEIR EFFECTS

Rotational forces

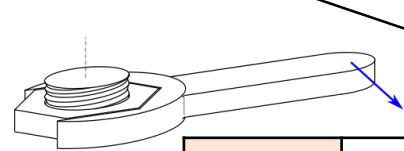
PHYSICS HIGHER ONLY

Equilibrium	<i>Pairs of forces are balanced, the resultant force is zero</i>	On a scale diagram, the tip of the last force drawn should end where the tail of the first force was drawn
-------------	--	--

Resolving forces	<i>Not all forces act horizontally or vertically</i>	If make the 'awkward' angle easier to work with, split it into two components - drawn at right angles the two forces act together to have the same effect as the single force.
------------------	--	--



The sum of clockwise moments = The sum of anti-clockwise moments .



Principle of moments	<i>Rotational forces are in equilibrium</i>
----------------------	---

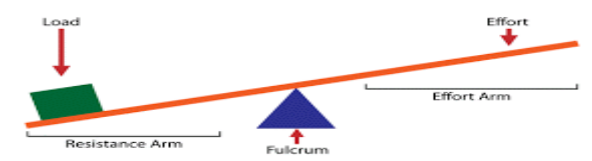
Moment	<i>A turning effect of a force</i>	When a force causes an object to rotate. EG: Spanner on a nut.
--------	------------------------------------	--

Moment of a force = force X distance normal to the direction of the force.

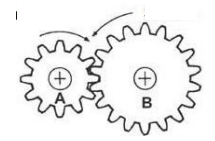
Moment of a force	<i>Newton metre (Nm)</i>
Force	<i>Newton (N)</i>
Distance normal to direction of force	<i>Metre (m)</i>

Lubrication	<i>Using a liquid to reduce friction between moving parts</i>	Reduces unwanted thermal energy transfer.
-------------	---	---

Lever	<i>A bar pivots about a point and transfer a force.</i>	Using a long lever the force applied by a man at one end can be multiplied at the load end to lift a large force.
-------	---	---




Gears	<i>Two interlocking round circles with 'teeth'</i>	Gear A moves and affects gear B by interlocking the teeth and passing on the rotation motion.
-------	--	---



Gear A has 12 teeth and gear B has 18 teeth.

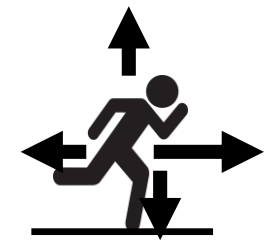
The wheel with more teeth turns slower but the moment of the turning force will be bigger.

Ratio of moments = ratio of teeth = ratio of radii.

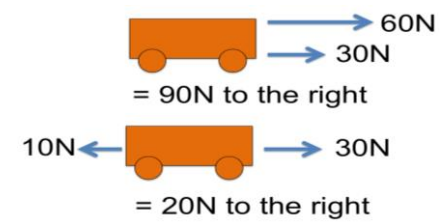


Scalar	Has a magnitude (size)	Temperature, speed, mass, time.
Vector	Has a magnitude (size) and a direction	Velocity, gravity, momentum.

Vectors	Pairs of arrows are used	Length or arrow shows magnitude, direction of arrow shows the direction of the force
---------	---------------------------------	--



Force	A vector quantity	. A push or a pull on an object.
Contact forces	Two objects have to touch for the force to act. Interact at zero distance.	Caused by objects interacting. E.G. Friction, man pushing a wall, a book on a table, Upthrust of water on a boat.
Non-contact forces	Two objects do not have to touch for the force to act. Can interact at a distance.	Caused by interacting fields. E.G. Magnetic forces, electrostatic forces, gravitational forces.



Free body force diagrams	A diagram showing all the forces acting on an isolated object or a system	The size and direction of the pairs of forces acting upon an object or system.
Resultant force	Forces acting along the same line	Add together the forces acting in the same direction. Subtract the forces acting in opposite directions.
Vector diagrams	A diagram where forces do not act in the same line. Use scale diagrams to find the resultant force	Draw all the forces acting upon an object. Make sure they are to scale and in the right directions. Draw a joining line from the start of the first force and the end of the last force.

HIGHER ONLY

Objects affecting each other

Vector diagrams

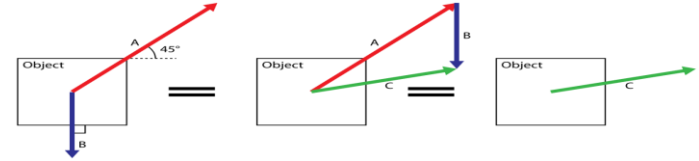
EDEXCEL TOPIC 9 - FORCES AND THEIR EFFECTS

Rotational forces

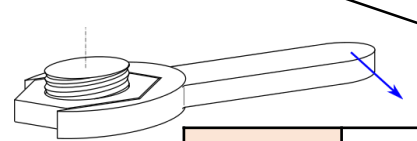
PHYSICS HIGHER ONLY

Equilibrium	Pairs of forces are balanced, the resultant force is zero	On a scale diagram, the tip of the last force drawn should end where the tail of the first force was drawn
-------------	--	--

Resolving forces	Not all forces act horizontally or vertically	If make the 'awkward' angle easier to work with, split it into two components - drawn at right angles the two forces act together to have the same effect as the single force.
------------------	--	--



The sum of clockwise moments = The sum of anti-clockwise moments .



Principle of moments	Rotational forces are in equilibrium
----------------------	---

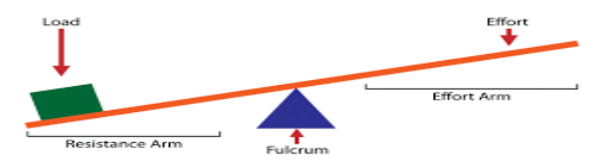
Moment	A turning effect of a force	When a force causes an object to rotate. EG: Spanner on a nut.
--------	------------------------------------	--

Moment of a force = force X distance normal to the direction of the force.

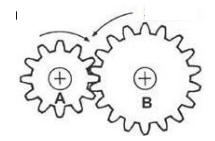
Moment of a force	Newton metre (Nm)
Force	Newton (N)
Distance normal to direction of force	Metre (m)

Lubrication	Using a liquid to reduce friction between moving parts	Reduces unwanted thermal energy transfer.
-------------	---	---

Lever	A bar pivots about a point and transfer a force.	Using a long lever the force applied by a man at one end can be multiplied at the load end to lift a large force.
-------	---	---




Gears	Two interlocking round circles with 'teeth'	Gear A moves and affects gear B by interlocking the teeth and passing on the rotation motion.
-------	--	---



Gear A has 12 teeth and gear B has 18 teeth.

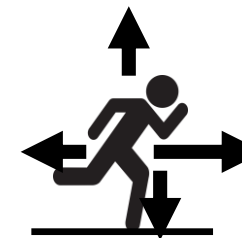
The wheel with more teeth turns slower but the moment of the turning force will be bigger.

Ratio of moments = ratio of teeth = ratio of radii.

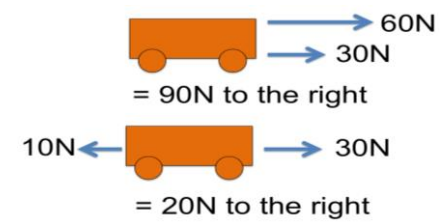


Scalar	<i>Has a magnitude (size)</i>	Temperature, speed, mass, time.
Vector	<i>Has a magnitude (size) and a direction</i>	Velocity, gravity, momentum.

Vectors	<i>Pairs of arrows are used</i>	Length or arrow shows magnitude, direction of arrow shows the direction of the force.
---------	---------------------------------	---



Force	<i>A vector quantity</i>	. A push or a pull on an object.
Contact forces	<i>Two objects have to touch for the force to act. Interact at zero distance.</i>	Caused by objects interacting. E.G. Friction, man pushing a wall, a book on a table, Upthrust of water on a boat.
Non-contact forces	<i>Two objects do not have to touch for the force to act. Can interact at a distance.</i>	Caused by interacting fields. E.G. Magnetic forces, electrostatic forces, gravitational forces.



Free body force diagrams	<i>A diagram showing all the forces acting on an isolated object or a system</i>	The size and direction of the pairs of forces acting upon an object or system.
Resultant force	<i>Forces acting along the same line</i>	Add together the forces acting in the same direction. Subtract the forces acting in opposite directions.
Vector diagrams	<i>A diagram where forces do not act in the same line. Use scale diagrams to find the resultant force</i>	Draw all the forces acting upon an object. Make sure they are to scale and in the right directions. Draw a joining line from the start of the first force and the end of the last force.

HIGHER ONLY

Vector diagrams
EDEXCEL
TOPIC 9 - FORCES AND THEIR EFFECTS

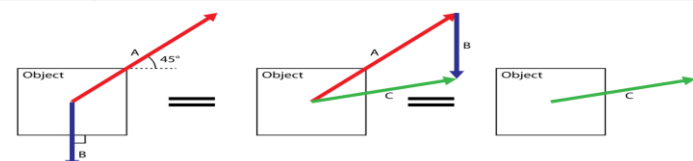
Objects affecting each other

Rotational forces

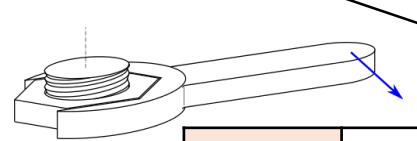
PHYSICS HIGHER ONLY

Equilibrium	<i>Pairs of forces are balanced, the resultant force is zero</i>	On a scale diagram, the tip of the last force drawn should end where the tail of the first force was drawn.
-------------	--	---

Resolving forces	<i>Not all forces act horizontally or vertically</i>	If make the 'awkward' angle easier to work with, split it into two components - drawn at right angles the two forces act together to have the same effect as the single force.
------------------	--	--



The sum of clockwise moments = The sum of anti-clockwise moments .



Principle of moments	<i>Rotational forces are in equilibrium</i>
----------------------	---

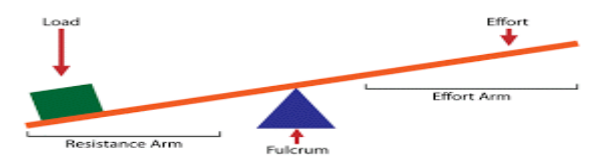
Moment	<i>A turning effect of a force</i>	When a force causes an object to rotate. EG: Spanner on a nut.
--------	------------------------------------	--

Moment of a force = force X distance normal to the direction of the force.

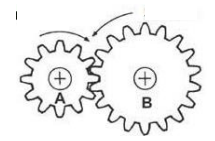
Moment of a force	<i>Newton metre (Nm)</i>
Force	<i>Newton (N)</i>
Distance normal to direction of force	<i>Metre (m)</i>

Lubrication	<i>Using a liquid to reduce friction between moving parts</i>	Reduces unwanted thermal energy transfer.
-------------	---	---

Lever	<i>A bar pivots about a point and transfer a force.</i>	Using a long lever the force applied by a man at one end can be multiplied at the load end to lift a large force.
-------	---	---




Gears	<i>Two interlocking round circles with 'teeth'</i>	Gear A moves and affects gear B by interlocking the teeth and passing on the rotation motion.
-------	--	---



Gear A has 12 teeth and gear B has 18 teeth.

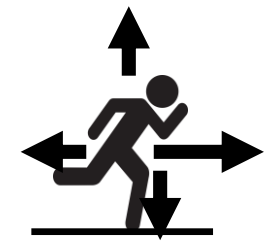
The wheel with more teeth turns slower but the moment of the turning force will be bigger.

Ratio of moments = ratio of teeth = ratio of radii.

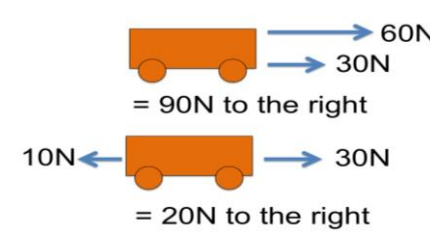


Scalar	Has a magnitude (size)	Temperature, speed, mass, time.
Vector	Has a magnitude (size) and a direction	Velocity, gravity, momentum.

Vectors	Pairs of arrows are used	Length or arrow shows magnitude, direction of arrow shows the direction of the force
---------	---------------------------------	--



Force	A vector quantity	. A push or a pull on an object.
Contact forces	Two objects have to touch for the force to act. Interact at zero distance.	Caused by objects interacting. E.G. Friction, man pushing a wall, a book on a table, Upthrust of water on a boat.
Non-contact forces	Two objects do not have to touch for the force to act. Can interact at a distance.	Caused by interacting fields. E.G. Magnetic forces, electrostatic forces, gravitational forces.



Free body force diagrams	A diagram showing all the forces acting on an isolated object or a system	The size and direction of the pairs of forces acting upon an object or system.
Resultant force	Forces acting along the same line	Add together the forces acting in the same direction. Subtract the forces acting in opposite directions.
Vector diagrams	A diagram where forces do not act in the same line. Use scale diagrams to find the resultant force	Draw all the forces acting upon an object. Make sure they are to scale and in the right directions. Draw a joining line from the start of the first force and the end of the last force.

HIGHER ONLY

Objects affecting each other

Vector diagrams

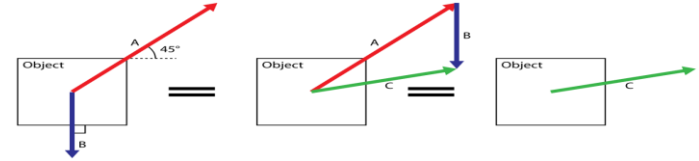
EDEXCEL TOPIC 9 - FORCES AND THEIR EFFECTS

Rotational forces

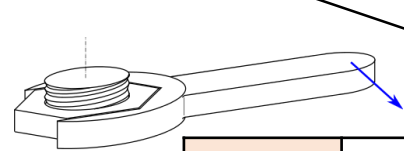
PHYSICS HIGHER ONLY

Equilibrium	Pairs of forces are balanced, the resultant force is zero	On a scale diagram, the tip of the last force drawn should end where the tail of the first force was drawn
-------------	--	--

Resolving forces	Not all forces act horizontally or vertically	If make the 'awkward' angle easier to work with, split it into two components - drawn at right angles the two forces act together to have the same effect as the single force.
------------------	--	--



The sum of clockwise moments = The sum of anti-clockwise moments .



Principle of moments	Rotational forces are in equilibrium
----------------------	---

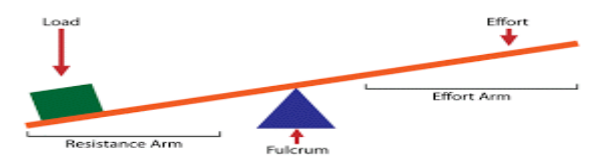
Moment	A turning effect of a force	When a force causes an object to rotate. EG: Spanner on a nut.
--------	------------------------------------	--

Moment of a force = force X distance normal to the direction of the force.

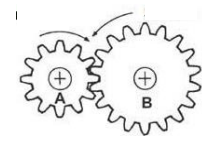
Moment of a force	Newton metre (Nm)
Force	Newton (N)
Distance normal to direction of force	Metre (m)

Lubrication	Using a liquid to reduce friction between moving parts	Reduces unwanted thermal energy transfer.
-------------	---	---

Lever	A bar pivots about a point and transfer a force.	Using a long lever the force applied by a man at one end can be multiplied at the load end to lift a large force.
-------	---	---



Gears	Two interlocking round circles with 'teeth'	Gear A moves and affects gear B by interlocking the teeth and passing on the rotation motion.
-------	--	---



Gear A has 12 teeth and gear B has 18 teeth.

The wheel with more teeth turns slower but the moment of the turning force will be bigger.

Ratio of moments = ratio of teeth = ratio of radii.