


Y9 Decorative Techniques Cushion Knowledge Organiser

Decorative Techniques



Tie Dye




Applique



Molar



Pin Tucks



Sisha



Block Print



Fabric Crayons



Machine embroidery



Hand Embroidery



Transfer Print



Batik

The Sewing Machine




1. Place fabric under needle.
2. Wind needle down.
3. Gently lower presser foot.
4. Switch on machine.
5. Sew with fingers at front and good speed control.
6. Lift needle out by winding the hand wheel towards you.
7. Pull out behind.
8. Cut threads and make sure the ends are on the desk.

How to thread the machine



Fabric Construction



Woven


Knitted

Bonded

Seams



Fell



Open/flat



French

Production Methods

One-Off Production



Batch Production



Mass Production



Keywords in textiles















- A Applique / Aesthetics
- B Buttons / Batch production / Batik / Bonded fabrics / Breathable fabrics / Biodegradable / Bobbin
- C Cotton / CAD CAM / Components / Colour / Construction
- D Decorative stitches / Design / Dyeing / Disassembly Design brief / Durability
- E Embroidery / Evaluation / Elasticity / Eco-Design Embellishment / Embossing /
- F Fibres/ fluorescent fabrics / Functionality / Fabric crayons Fastenings / Felt / Flammability
- G Gathering / Grading
- H Hand stitching / Health & Safety / Hems / Handle
- I Ideas / Interfacing / Inspiration / Inks / Iron
- L Lace / Laminated fabrics / Leather / Linen
- M Machine stitching / Microfibres / Manequin /Mood boards
- N Natural fibres / Natural fibres / Needles / Nylon
- O Overlock / Organic
- P Patchwork / Pattern / Pattern cutting / Pile / Phosphorescence
- R Pigment / Polyester / Pocket / Pleat / Printing / Pressing Recycling / Regenerated fibres / Research / Rayon / Reflective
- S Satin / Scissors / Sustainable / Screen printing / Sewing machine / Shade / Stencil
- T Tailors chalk / Tape measure / Testing / Texture / Threads /
- W Tie-Dye / Trends / Tolerance / Tailored / Transfer printing Weave / Webbing / Wool / Water-proofing
- Z Zip

Other Areas Covered:

- Designing
- Testing
- Evaluation
- Fabrics
- Pattern Cutting
- Pattern Reading
- Tools and Equipment
- Additional decorative techniques



Equipment & Key Terms

Needle		Used to hand sew fabric and creating embroidery designs. The 'eye' of the needle is where the thread is fed through.	Over locker		A electrical machine that neatens the edge of fabric to prevent fabric from fraying.
Pins		Used to hold fabrics in place when sewing, with an 'in/out' motion.	Aida Fabric		Fabric used to create embroidery designs.
Machining Thread		Used to sewing fabrics together, either by hand or with a sewing machine.	Pattern		Used as a template for cutting out pieces of a textile product.
Fabric Shears		Used to cut fabrics and threads only, not paper.	Seam Allowance		Added to pattern to ensure that the products ends up in the correct size.
Embroidery Scissors		Used to cut delicate work into fabrics and trim threads.	Fabric		Used to create a range of different products, including toys & clothing. Comes in a range of different lengths, widths, colours, finishes & patterns. Can be either Natural or Man-made.
Embroidery Thread		Comes with 6 threads intertwined that can be 'split' to reduce the thickness. Used to create decorative stitches on products.	Ironing/Pressing		Method of removing creases from fabrics to give products a better finish.
Sewing Machine		A electrical product that is used to sew fabrics together securely. The machine can produce a range of stitches including straight & zig-zag.	Design		A process that is completed to communicate your ideas clearly.
Tape Measure		Used to measure fabrics and the human body to help make patterns accurate to the desired size.	Colour Wheel		Using knowledge of colour to make your product stand out and appeal to others.