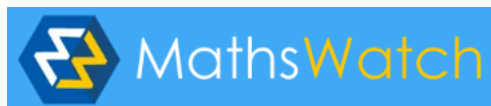


# Mathswatch Login Guide



**Step 1:** 'mathswatch login' into your internet browser and click on the top result (vle.mathswatch.co.uk/vle/)

**Step 2 :** Username: surnamefirstname@tibshelf

2025/26 Academic Year Passwords

Year 11 – Tibshelf2026

Year 10 – Tibshelf2027

Year 9 – Tibshelf2028

Year 8 – Tibshelf2029


Year 7 – Tibshelf2030


For example; Angela Briggs-Chambers (Y11 student)

User: briggs-chambersangela@tibshelf

Password: Tibshelf2026

**Step 3 :** Click on the homework task on the left side of the screen and complete

 MathsWatch


My Work Videos My Progress Feedback Extras  account  
Logout  
203 days until renewal

Assigned Work

This Year's Work All Work Showing All Types ▾

Title	Type	Assigned By	Assigned	Due	Marks	%	Grade
Y8 Core Autumn HT 2	HW	B Stauber	26/11/2024	10/12/2024 2			
Y8 Core Autumn HT 1	HW	B Stauber	07/10/2024	21/10/2024 C			
Year 8 Due 26th Sep	HW	B Stauber	19/09/2024	26/09/2024 C			

Did you know?



**It Could Be You!**

The probability of matching all 6 numbers in the UK lottery and winning the jackpot is 1/45057474 (or 0.0000000222).