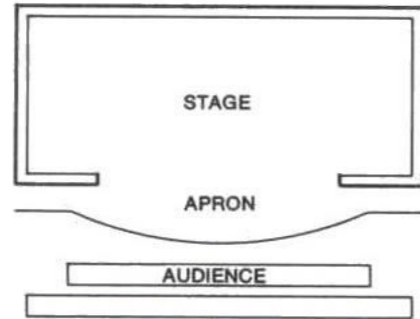


DRAMA STAGING TYPES

Proscenium Arch: Common in large theatres and opera houses. The proscenium refers to the frame around the stage; the area in front of the arch is called the apron. The audience faces one side of the stage directly and may sit at a lower height or on tiered seating.

Advantages:

- Stage pictures are easy to create, as the audience look roughly at the same angle.
- Backdrops and large scenery can be used without blocking sightlines.
- There is usually fly space and wings for storing scenery.
- The frame around the stage adds to the effect of a fourth wall; creating a self-contained world.



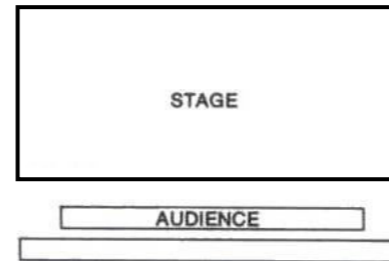
Disadvantages:

- Some audience members may feel distant from the stage.
- The auditorium could feel formal and rigid.
- Audience interaction may be more difficult.

End On: This is similar to proscenium arch, as the audience faces one side of the stage directly and may sit at a lower height or on tiered seating. However, it doesn't have the large proscenium or apron. Our studio is set up as end on.

Advantages:

- The audience all have a similar view.
- Stage pictures are easy to create.
- Large backdrops or projections may be used.



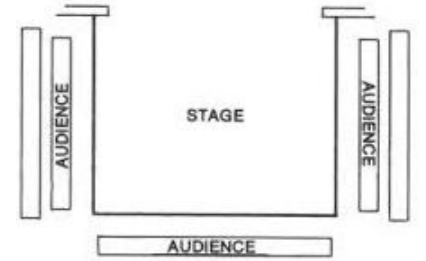
Disadvantages:

- Audience members in the back rows may feel distant from the stage.
- It doesn't have the proscenium frame, which can enhance some types of staging.
- It may not have wings or a fly area.

Thrust: When the stage in front of the proscenium protrudes into the auditorium, so that the audience are sitting on three sides. This is one of the oldest types of staging; Greek amphitheatres and Elizabethan theatres like Shakespeare's Globe are both types of thrust stages

Advantages:

- As there is no audience on one side of the stage, backdrops, flats and large scenery can be used.
- The audience might feel closer to the stage – there are 3 front rows.
- Fourth wall can be achieved while having the audience close to the action.




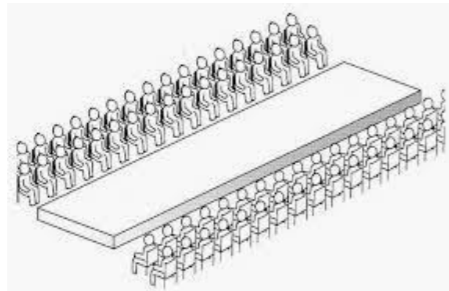
Disadvantages:

- Audience members in the back rows may feel distant from the stage.
- It doesn't have the proscenium frame, which can enhance some types of staging.
- It may not have wings or a fly area.

Traverse: The acting area is a long central space and the audience sits on two sides facing each other. This type of staging can feel like a catwalk show.

Advantages:

- The audience feel very close to the stage as there are two long front rows.
- Audience members can see the reactions of the other side of the audience.
- The extreme ends of the stage can be used to create extra acting areas.



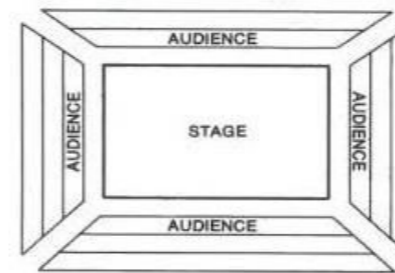
Disadvantages:

- Big pieces of scenery, backdrops or set can block sightlines
- The acting area is long and thin, which can make some blocking challenging.
- Actors must be aware of making themselves visible to both sides of the audience.

In the Round: The stage is positioned in the centre of the audience and the audience are seated around all areas of the stage. The stage/audience can either be curved (creating a circle), or more like a square or rectangle. There are usually several 'tunnel-like' entrances, these are called vomitories.

Advantages:

- The audience is close to the stage as there is an extended first row.
- The actors enter and exit through the audience which can make them feel more engaged.
- There is no easily achieved fourth wall separating the audience from the actors – it is easy to interact with them.



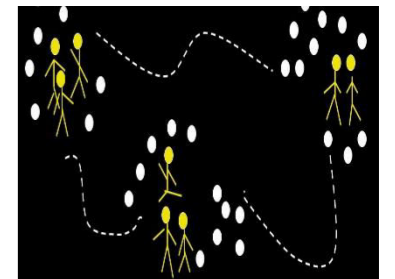
Disadvantages:

- Designers cannot use backdrops or flats as they would obscure the view of the audience.
- Stage furniture has to be chosen carefully so that audience sightlines aren't blocked.
- Actors must continually move around so that the audience can see them and critical interactions.

Promenade: The performance areas are set in various locations in a venue. Promenade means 'to walk' and the audience follows the action on foot, moving from one performance area to another. Promenade staging is often used in site specific performances (a performance in a location that is not a conventional theatre, e.g. a street, a warehouse)

Advantages:

- Interactive style of theatre where the audience feels involved.
- No set changes or need for movement of big bulky items.
- Enables audience to be more engaged as they move from one piece of action to the next.



Disadvantages:

- The audience may find moving around the space difficult or might get tired.
- Actors and or crew need to be skilled at moving the audience around and controlling their focus.
- There can be health and safety risks