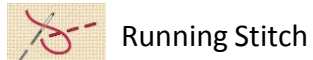


Y8 Sock Monster Knowledge Organiser

Keywords in textiles

A	Applique / Aesthetics
B	Buttons / Batch production / Batik / Bonded fabrics / Breathable fabrics / Biodegradable / Bobbin
C	Cotton / CAD CAM / Components / Colour / Construction
D	Decorative stitches / Design / Dyeing / Disassembly
E	Design brief / Durability
F	Embroidery / Evaluation / Elasticity / Eco-Design
G	Embellishment / Embossing /
H	Fibres/ fluorescent fabrics / Functionality / Fabric crayons
I	Fastenings / Felt / Flammability
J	Gathering / Grading
K	Hand stitching / Health & Safety / Hems / Handle
L	Ideas / Interfacing / Inspiration / Inks / Iron
M	Lace / Laminated fabrics / Leather / Linen
N	Machine stitching / Microfibres / Manequin / Mood boards
O	Natural fibres / Natural fibres / Needles / Nylon
P	Overlock / Organic
Q	Patchwork / Pattern / Pattern cutting / Pile / Phosphorescence
R	Pigment / Polyester / Pocket / Pleat / Printing / Pressing
S	Recycling / Regenerated fibres / Research / Rayon / Reflective
T	Satin / Scissors / Sustainable / Screen printing / Sewing machine / Shade / Stencil
U	Tailors chalk / Tape measure / Testing / Texture / Threads
V	
W	Tie-Dye / Trends / Tolerance / Tailored / Transfer printing
Z	Weave / Webbing / Wool / Water-proofing Zip

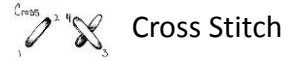
Decorative Techniques



Running Stitch




Back Stitch



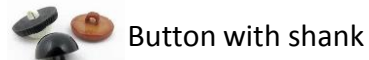
Cross Stitch



Applique



Button




Button with shank



Ladder Stitch



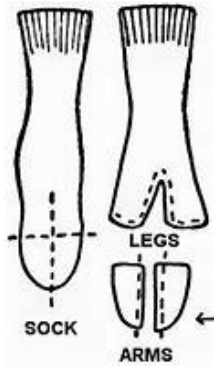
Whip Stitch



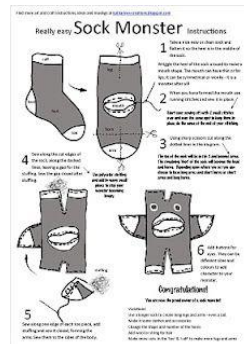
Pom Poms



The Make – Your Choice



Example 1 - Developing:
Basic example using 1 sock to create monster. Decorate using a selection of decorative techniques.



Example 2 - Secure:
Using 1 sock to create monster with mouth as a heel. Decorate using a selection of decorative techniques.




Example 3 - Mastered:
Using 2 socks to create monster. Decorate using a selection of decorative techniques.




Other areas covered in project

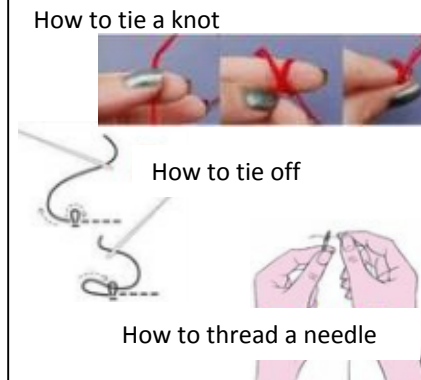
- Fabric construction
- Woven
- Knitted
- Bonded
- Designing
- Ideas, Development and Final
- Sustainability
- 6Rs
- Manufacturing plan
- Evaluation and User testing


















Tools and Equipment



Recall Techniques:



Equipment & Key Terms

Needle		Used to hand sew fabric and creating embroidery designs. The 'eye' of the needle is where the thread is fed through.	Over locker		A electrical machine that neatens the edge of fabric to prevent fabric from fraying.
Pins		Used to hold fabrics in place when sewing, with an 'in/out' motion.	Aida Fabric		Fabric used to create embroidery designs.
Machining Thread		Used to sewing fabrics together, either by hand or with a sewing machine.	Pattern		Used as a template for cutting out pieces of a textile product.
Fabric Shears		Used to cut fabrics and threads only, not paper.	Seam Allowance		Added to pattern to ensure that the products ends up in the correct size.
Embroidery Scissors		Used to cut delicate work into fabrics and trim threads.	Fabric		Used to create a range of different products, including toys & clothing. Comes in a range of different lengths, widths, colours, finishes & patterns. Can be either Natural or Man-made.
Embroidery Thread		Comes with 6 threads intertwined that can be 'split' to reduce the thickness. Used to create decorative stitches on products.	Ironing/Pressing		Method of removing creases from fabrics to give products a better finish.
Sewing Machine		A electrical product that is used to sew fabrics together securely. The machine can produce a range of stitches including straight & zig-zag.	Design		A process that is completed to communicate your ideas clearly.
Tape Measure		Used to measure fabrics and the human body to help make patterns accurate to the desired size.	Colour Wheel		Using knowledge of colour to make your product stand out and appeal to others.