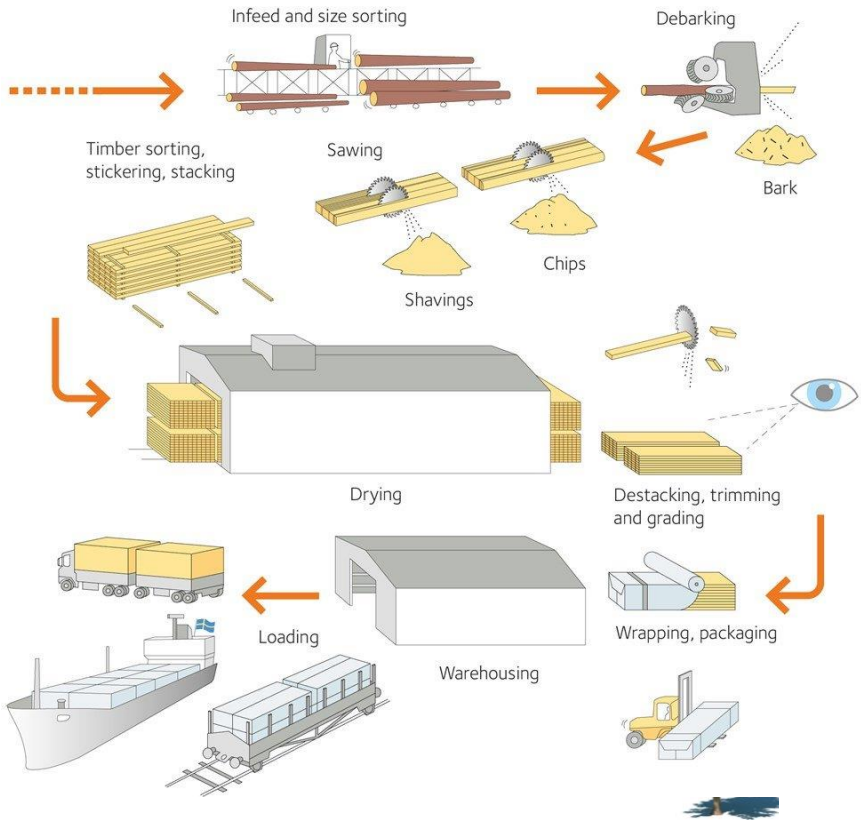
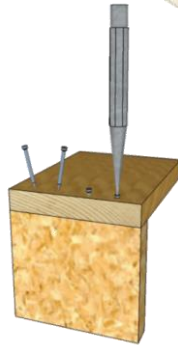
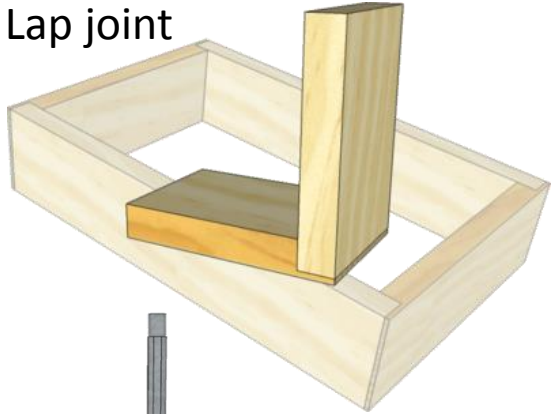


The sawmill process from forest to sawn wood product



Yr 8 Box Project Knowledge Organiser

Wood joining methods. Lap joint



Pins and glue

The FSC system allows businesses and consumers to identify, purchase and use wood, paper and other forest products made with materials from [well-managed forests](#) and/or [recycled sources](#).

Name:	Tool Picture:	Function - What did we use this tool for?
Steel Rule		A steel rule is used to measure pieces of materials.
Try Square		A try square enables a user to create a straight 90-degree line across a piece of material.
Marking Gauge		A marking gauge generates a groove within a piece of timber which is parallel to the edge.
Wooden Mallet		A wooden mallet is used to strike a chisel or an object.
Chisel		A chisel is used to remove excess material.
Tenon Saw		A tenon saw is used to cut through a piece of material vertically.
Coping Saw		A coping saw is used to cut through a piece of material at any angle due to the small blade.
Pillar Drill		The pillar drill is used to create holes within a piece of material.
Bench Hook		A bench hook is used to hold a piece of material in place whilst it is being worked on.

Materials Used:



Pine



Hardboard

